

2022 ANNUAL DRINKING WATER QUALITY REPORT

**CITY OF OVILLA, TEXAS
(972) 617-7262**

En español

Este informe incluye información importante sobre el agua potable. Si tiene preguntas o comentarios sobre este informe en español, favor de llamar al tel. (972) 617-7262 ~ para hablar con una persona bilingüe en español.

SPECIAL NOTICE

You may be more vulnerable than the general population to certain microbial contaminants, such as Cryptosporidium, in drinking water. Infants, some elderly or immunocompromised persons such as those undergoing chemotherapy for cancer; those who have undergone organ transplants; those who are undergoing treatment with steroids; and people with HIV/AIDS or other immune system disorders can be particularly at risk from infections. You should seek advice about drinking water from your physician or health care provider. Additional guidelines on appropriate means to lessen the risk of infection by Cryptosporidium are available from the Safe Drinking Water Hotline at (800) 426-4791.

Public Participation Opportunities

Monday - Friday
Time: 8:00 A.M. - 4:30 A.M.
Location: 105 Cockrell Hill Rd.
Ovilla, TX 75154
Phone No: (972) 617-7262

To learn about future public meetings (concerning your drinking water), or to request to schedule one, please call us.

**Contact: James Kuykendall
Public Works Director
or
Daniel Durham
Water Utilities Supervisor
(972) 617-7262**

Our Drinking Water Meets or Exceeds All Federal (EPA) Drinking Water Requirements

This report is a summary of the quality of the water we provide our customers. The analysis was made by using the data from the most recent U.S. Environmental Protection Agency (EPA) required tests and is presented in this brochure. We hope this information helps you become more knowledgeable about what's in your drinking water.

WATER SOURCES: The sources of drinking water (both tap water and bottled water) include rivers, lakes, streams, ponds, reservoirs, springs, and wells. As water travels over the surface of the land or through the ground, it dissolves naturally occurring minerals, and in some cases, radioactive material, and can pick up substances resulting from the presence of animals or from human activity. Contaminants that may be present in source water before treatment include microbes, inorganic contaminants, and organic chemical contaminants.

Where do we get our drinking water?

The source of drinking water used by CITY OF OVILLA is Purchased Surface Water from Dallas Water Utility. Dallas uses surface water from seven sources: the Elm Fork of the Trinity River and lakes Ray Roberts, Lewisville, Grapevine, Ray Hubbard, Tawakoni and Fork.

The TCEQ has completed a Source Water Assessment for all drinking water systems that own their sources. The report describes the susceptibility and types of constituents that may come into contact with your drinking water source based on human activities and natural conditions. The system(s) from which we purchase our water received the assessment report. For more information on source water assessments and protection efforts at our system, please refer to: <https://dww2.tceq.texas.gov/DWWW/>. The Dallas Water Utility, Water System Number is TX0570004.

ALL drinking water may contain contaminants.

When drinking water meets federal standards there may not be any health-based benefits to purchasing bottled water or point of use devices. Drinking water, including bottled water, may reasonably be expected to contain at least small amounts of some contaminants. The presence of contaminants and potential health effects can be obtained by calling the EPA's Safe Drinking Water Hotline (1-800-426-4791).

Secondary Constituents

Many constituents (such as calcium, sodium, or iron) which are often found in drinking water, can cause taste, color, and odor problems. The taste and odor constituents are called secondary constituents and are regulated by the State of Texas, not the EPA. These constituents are not causes for health concern. Therefore, secondaries are not required to be reported in this document, but they may greatly affect the appearance and taste of your water.

About The Following Pages

The pages that follow list all the federally regulated or monitored contaminants which have been found in your drinking water. The U.S. EPA requires water systems to test for up to 97 contaminants.

DEFINITIONS

Maximum Contaminant Level (MCL)

The highest permissible level of a contaminant in drinking water. MCL's are set as close to the MCLG's as feasible using the best available treatment technology.

Maximum Contaminant Level Goal (MCLG)

The level of a contaminant in drinking water below which there is no known or expected health risk. MCLGs allow for a margin of safety.

Maximum Residual Disinfectant Level (MRDL)

The highest level of disinfectant allowed in drinking water. There is convincing evidence that addition of a disinfectant is necessary for control of microbial contaminants.

Maximum Residual Disinfectant Level Goal (MRDLG)

The level of a drinking water disinfectant below which there is no known or expected risk to health. MRDLGs do not reflect the benefits of the use of disinfectants to control microbial contamination.

Treatment Technique (TT)

A required process intended to reduce the level of a contaminant in drinking water.

Action Level (AL)

The concentration of a contaminant which, if exceeded, triggers treatment or other requirements which a water system must follow.

ABBREVIATIONS

- NTU** - Nephelometric Turbidity Units
- MFL** - million fibers per liter (a measure of asbestos)
- pCi/L** - picocuries per liter (a measure of radioactivity)
- ppm** - parts per million, or milligrams per liter (mg/L)
- ppb** - parts per billion, or micrograms per liter (ug/L)
- ppt** - parts per trillion, or nanograms per liter
- ppq** - parts per quadrillion, or pictograms per liter.

The CITY OF OVILLA Public Works Department continues to monitor the water on a daily basis. Monthly samples are collected by city staff and tested by the Trinity River Authority. The water within the CITY OF OVILLA'S DISTRIBUTION SYSTEM is safe to drink and does meet the standards set forth by TCEQ. Dallas Water Utilities (DWU) regularly tests drinking water for more than 180 constituents. About 50,000 tests each month are conducted on Dallas water to ensure that it is clean and meets all water quality requirements.

U.S. EPA Safe Drinking Water Hotline

1-800-426-4791 or visit <http://water.epa.gov/drink/hotline/index.cfm>

Inorganic Contaminants

Year	Contaminant	Highest Level Detected	Range of Levels Detected	MCLG	MCL	Units	Violation	Likely Source of Contamination
2022	Nitrate (Measured as Nitrogen)	0.243	0.243 - 0.243	10	10	ppm	No	Runoff from fertilizer use; leaching from septic tanks, sewage; erosion of natural deposits.
2022	Nitrate (Measured as Nitrogen)	0.000 None Detected	0.000 - 0.000	0	0	ppm	No	Runoff from fertilizer use; leaching from septic tanks, sewage; erosion of natural deposits.

Organic Contaminants – Testing Waived, Not Reported, or None Detected

Maximum Residual Disinfectant Level

Year	Disinfectant	Average Level	Minimum Level	Maximum Level	MRDL	MRDLG	Unit of Measure	Source of Disinfectant
2022	Chloramine Residual	2.03	0.5	4.0	4	4	ppm	Disinfectant used to control microbes.

Disinfection Byproducts

Year	Contaminant	Highest Level	Range	MCL	Unit of Measure	Violation	Source of Contaminant
2022	Total Haloacetic Acids	8	4.5 – 6.7	60	ppb	No	Byproduct of drinking water disinfection.
2022	Total Trihalomethanes	17	10.8 – 14.4	80	ppb	No	Byproduct of drinking water disinfection.

Copper and Lead	Date Sampled	MCLG	Action Level	90 th Percentile	Sites over AL	Units	Violation	Likely Source of Contamination
Copper	2020	1.3	1.3	0.1169	0	ppm	No	Corrosion of household plumbing systems; erosion of natural deposits from wood and preservatives.
Lead	2020 None Detected	0	0	0	0	ppm	No	Corrosion of household plumbing systems; erosion of natural deposits from wood and preservatives.

REQUIRED ADDITIONAL HEALTH INFORMATION FOR LEAD:

If present, elevated levels of lead can cause serious health problems, for pregnant women and young children. Lead in drinking water is primarily from materials and components associated with service lines and home plumbing. This water supply is responsible for providing high quality drinking water but cannot control the variety of materials used in plumbing components. When your water has been sitting for several hours, you can minimize the potential for exposure by flushing your tap for 30 seconds to 2 minutes before using water for drinking or cooking. If you are concerned about lead in your water, you may wish to have your water tested. Information on lead in drinking water, testing methods, and steps you can take to minimize exposure is available from the Safe Drinking Water Hotline or at <http://www.epa.gov/safewater/lead>.

Water Quality Data Report for 2022

This is a summary of water quality data for Dallas Water Utilities. The list includes parameters which DWU currently tests for, in accordance with Federal and State Water Quality Regulations. The frequency of testing varies depending on the parameters and are in compliance with established standards. Dallas Water Utilities is a "Superior" Rated Water System by Texas Commission on Environmental Quality. All three water treatment plants are optimized and certified by meeting the Texas Optimization Program and Partnership for Safe Drinking Water criteria. Dallas water meets or exceeds federal, state and local water requirements.

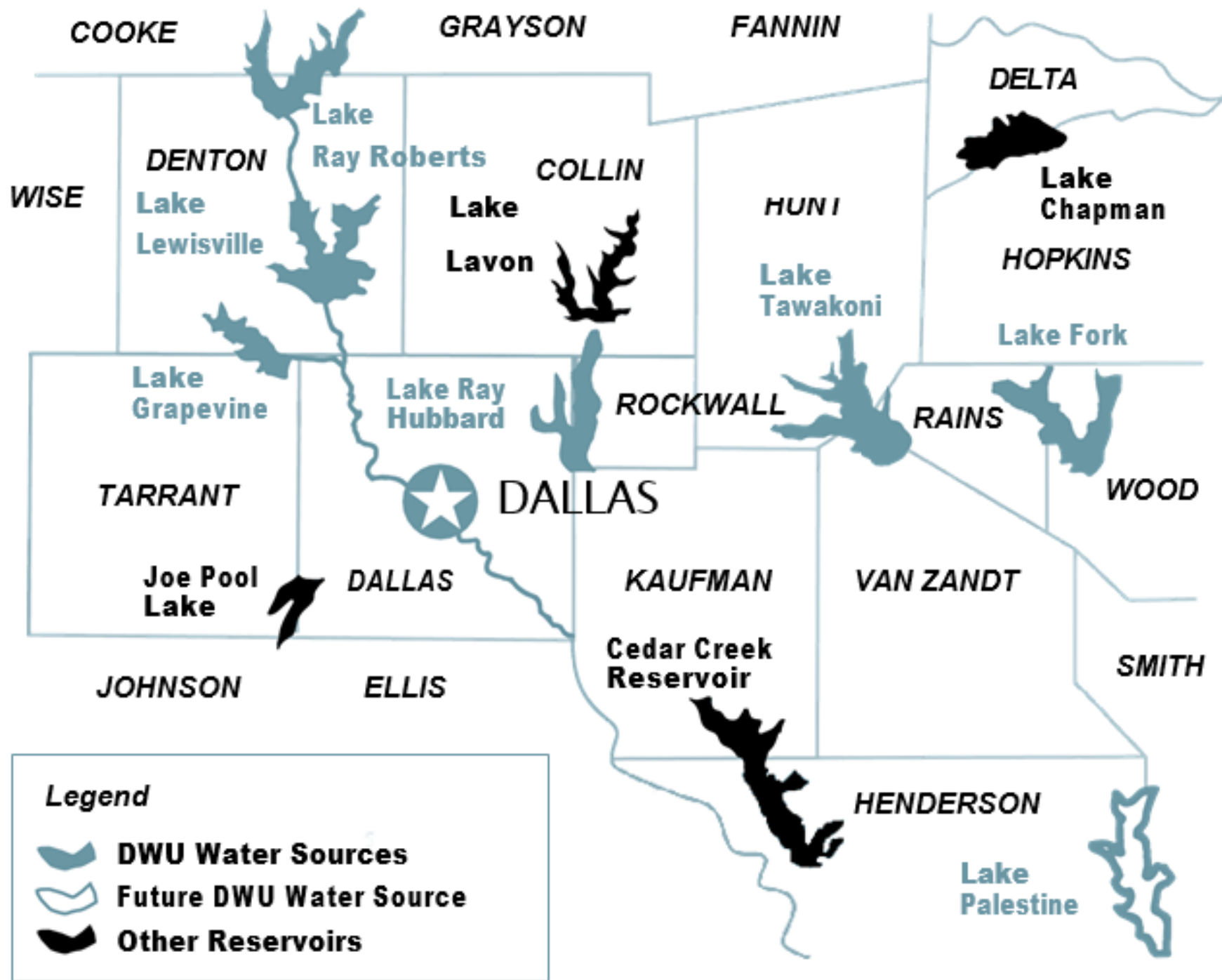
CONTAMINANT	YEAR OF RANGE	LEVEL			MCL	MCLG	Unit of Measure	SOURCE OF CONTAMINANTS
		Average	Minimum	Maximum				
Inorganic Contaminants								
Fluoride	2022	0.602	0.520	0.647	4	4	ppm	Erosion of natural deposits; discharge from fertilizer and aluminum factories; water additive which promotes strong teeth.
Nitrate (as N)	2022	0.883	0.400	1.19	10	10	ppm	Run-off from fertilizer use; leaching from septic tanks, sewage; erosion of natural deposits.
Nitrite (as N)	2022	0.006	<0.0100	0.017	1	1	ppm	Run-off from fertilizer use; leaching from septic tanks, sewage; erosion of natural deposits.
Barium	2022	0.033	0.032	0.033	2	2	ppm	Discharge of drilling wastes; discharge from metal refineries; erosion of natural deposits.
Cyanide	2022	168	139	192	200	200	ppb	Discharge from steel/metal factories; discharge from plastic and fertilizer factories.
Radioactive Contaminants								
Gross beta particle activity	2017	5.1	4.2	6.6	50	0	pCi/L****	Decay of natural or man-made deposits.
Organic Contaminants								
Atrazine	2022	0.13	0.10	0.20	3	3	ppb	Runoff from herbicide used on row crops.
Simazine	2022	0.08	0.06	0.11	4	4	ppb	Herbicide runoff.
Disinfection By Products								
Total Haloacetic Acids***	2022	Highest LRAA 12.6	1.3	15.3	60	N/A	ppb	By-product of drinking water disinfection.
Total Trihalomethanes	2022	18.5	4.7	17.0	80	N/A	ppb	By-product of drinking water disinfection.
Bromate	2022	6.9	0	27.2	10^	0	ppb	By-product of drinking water disinfection.
Total Organic Carbon								
Total Organic Carbon	2022	3.21	2.49	4.63	TT (no MCL) **** 35% removal / SUVA ≤2		ppm	Naturally present in the environment.
Disinfectant								
Total Chlorine Residual	2022	3.02	2.75	3.27	MRDL*	MRDLG*	ppm	Water additive used to control microbes.
Lead and Copper								
Lead	2021	90 th Percentile** 0	# of sites exceeding action level 0		AL=15	0	ppb	Corrosion of household plumbing systems; erosion of natural deposits.
Copper	2021	0.26	0		AL=1.3	1.3	ppm	Corrosion of household plumbing systems; erosion of natural deposits.
Turbidity								
Highest single measurement	2022	Level Detected 0.27	Limit (TT) 1 NTU		Violation N		NTU	Soil runoff.
Lowest monthly % meeting limit	2022	100%	95% of readings ≤ 0.3NTU		N		NTU	Soil runoff.
Total Coliforms								
Total Coliforms Bacteria	2022	Highest Monthly % of Positive Samples 0.8%			5 % or more of monthly samples		Found/Not Found	Naturally present in the environment.

* as annual average month and the system met all TOC removal requirements set.
 ** 90 percentile value in the distribution system
 *** Haloacetic Acids - five species
 **** Treatment technique requires 35% removal or SUVA ≤2. The percentage of Total Organic Carbon (TOC) removal was measured each month and the system met all TOC removal requirements set.
 ^The MCL for Bromate is the running annual average of monthly averages, computed quarterly [30 TAC §290.114(b)(5)].



Unregulated Contaminants

Unregulated contaminants are those for which EPA has not established drinking water standards. The purpose of unregulated contaminant monitoring is to assist EPA in determining the occurrence of unregulated contaminants in drinking water and whether future regulation is warranted. Any unregulated contaminants detected are reported in the following table. For additional information call the Safe Drinking Water Hotline at (800) 426-4791.

CONTAMINANT	YEAR OF RANGE	LEVEL						SOURCE OF CONTAMINANTS
		Average	Minimum	Maximum	MCL	MCLG	Unit of Measure	
Chloroform	2022	2.61	1.08	5.13	N/A	70	ppb	Byproduct of drinking water disinfection.
Bromoform	2022	1.11	0.00	1.78	N/A	0	ppb	Byproduct of drinking water disinfection.
Bromodichloromethane	2022	3.19	2.55	3.54	N/A	0	ppb	Byproduct of drinking water disinfection.
Dibromochloromethane	2022	3.13	1.72	4.23	N/A	60	ppb	Byproduct of drinking water disinfection.



Legend

-  DWU Water Sources
-  Future DWU Water Source
-  Other Reservoirs

**CITY OF OVILLA
105 S. COCKRELL HILL ROAD
OVILLA, TX 75154**



Bulk Rate
U.S. Postage
PAID
RED OAK, TX
PERMIT NO. 13

